

Produced by ACT Health

## Reporting period Friday 14 July 2023 to Thursday 20 July 2023 inclusive.

### Key statistics for reporting period

For all definitions, please see Explanatory Notes

## COVID-19

**Table 1: COVID-19 cases by test type and age group, and COVID-19 related deaths**

	Reporting Period Ending 20/07/2023 <sup>a</sup>	Percentage (%) of Reporting Period <sup>d</sup>	2023 TOTAL <sup>b,cef</sup>	Percentage (%) of TOTAL 2023 <sup>d</sup>
<b>Total Cases</b>	<b>180</b>	<b>100%</b>	<b>16,934</b>	<b>100%</b>
PCR	58	32%	3,773	22%
RAT	122	68%	13,161	78%
<b>Deaths<sup>e</sup></b>	<b>2</b>	<b>N/A</b>	<b>51</b>	<b>N/A</b>
<b>Age group (years)</b>				
0-4	7	4%	612	4%
5-11	7	4%	850	5%
12-17	8	4%	1054	6%
18-24	10	6%	1227	7%
25-39	40	22%	4333	26%
40-49	16	9%	2802	17%
50-64	35	19%	3066	18%
65+	57	32%	2990	18%

<sup>a</sup>Cases notified to ACT Health during the reporting period.

<sup>b</sup>Total cases since 1 January 2023.

<sup>c</sup>Total COVID-19 cases for 2023 may not reflect the sum of cases from the last reporting period and this reporting period. Please see Explanatory Notes for further information.

<sup>d</sup>Percentages may not add up to 100% due to rounding.

<sup>e</sup>Refers to a COVID-19 death that has been confirmed by ACT Health during the reporting period. Please see Explanatory Notes for further information.

<sup>f</sup>Cumulative numbers may change due to data cleaning and inclusion of historical cases already known to ACT Health.

Produced by ACT Health

## COVID-19-related deaths

- ACT Health has been notified of two COVID-19 related deaths during this reporting period; two males in their 80's. None of these deaths occurred during the current reporting period.
- There have been 51 COVID-19 related deaths in 2023, bringing the total number of COVID-19-related deaths for the pandemic to 263.

## Reporting period details

**Table 2: Daily COVID-19 cases by test type for week ending Thursday 20 July 2023<sup>a</sup>**

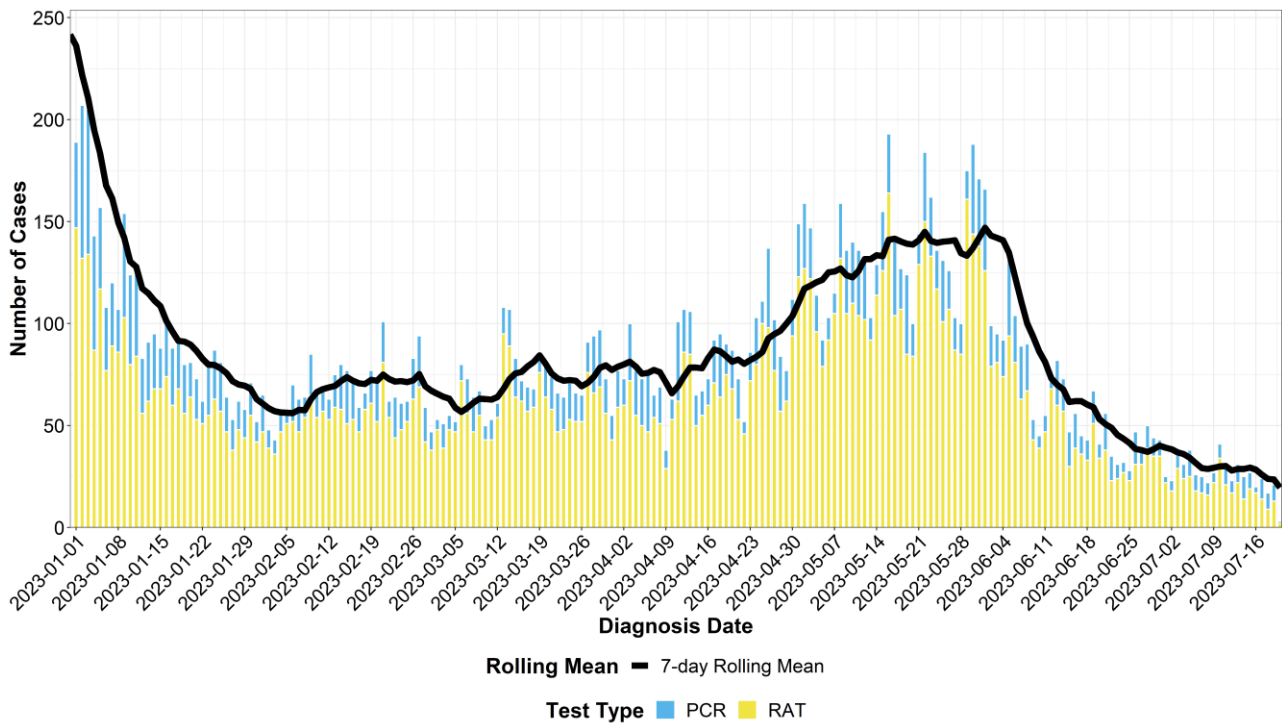
Day	PCR	RAT	TOTAL
Friday 14 July 2023	10	29	39
Saturday 15 July 2023	5	14	19
Sunday 16 July 2023	12	18	30
Monday 17 July 2023	5	19	24
Tuesday 18 July 2023	10	17	27
Wednesday 19 July 2023	7	11	18
Thursday 20 July 2023	9	14	23

<sup>a</sup>Cases notified to ACT Health during the reporting period.

Produced by ACT Health

**Figure 1: COVID-19 cases since 1 January 2023 (with 7-day rolling mean) by test type and diagnosis date<sup>ab</sup>**

since 1 January 2023



Notes:

<sup>a</sup>The DIAGNOSIS DATE will be the TRUE ONSET DATE if known, otherwise it will be earliest of the SPECIMEN DATE, the NOTIFICATION DATE or the NOTIFICATION RECEIVED DATE.

<sup>b</sup>Due to the case processing system, there is a small proportion of cases that will not appear before the end of the cut-off period. This will result in an under-reporting of the case numbers and average mean for the 48 hours prior to the cut-off period.

Produced by ACT Health

## Historical COVID-19 cases

**Table 3: COVID-19 case<sup>a</sup> totals by year**

Year	Total cases	Total COVID-19 related deaths <sup>d</sup>
2020	119	3
2021	4,290	12
2022	223,009	197
YTD 2023 <sup>bcd</sup>	16,934	51
Total since March 2020	244,352	263

Notes:

<sup>a</sup>COVID-19 cases notified to and managed by ACT Health during the reporting period.

<sup>b</sup>From 1 January 2023 until 4pm 20 July 2023

<sup>c</sup>Total COVID-19 cases may not reflect the sum of cases from last week's reporting period and this week's reporting period. Please see the Explanatory Notes for further information.

<sup>d</sup>Total case numbers are subject to change due to data cleaning.

## COVID-19 Hospitalisations in the ACT

**Table 4: Hospitalised cases with active COVID-19<sup>a</sup> infections across all ACT hospitals as at 4pm 20 July 2023**

	Total
Active cases in hospital	12
In ICU	0
Ventilated	0

Notes:

<sup>a</sup>Please see Explanatory Notes for the definition of an active COVID-19 infection in hospital.

## Institutional outbreaks of COVID-19

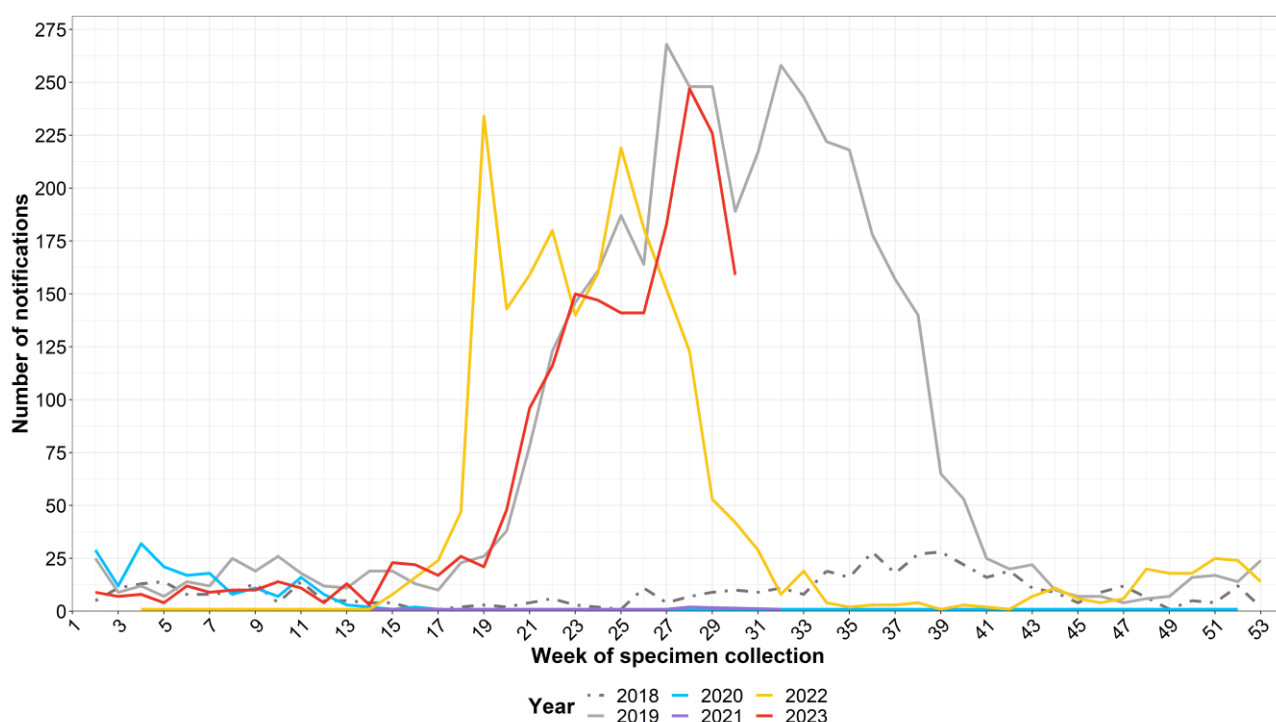
- Between 14 July and 20 July 2023 there were three residential aged care facilities (RACFs) with an active COVID-19 outbreak. This compares with two RACFs with an active COVID-19 outbreak between 7 July and 13 July 2023.
- During the reporting period, no outbreaks of COVID-19 in residential disability settings were notified to ACT Health.

Produced by ACT Health

## Influenza

### Number of notifications of laboratory-confirmed influenza in the ACT

**Figure 2: Number of influenza notifications, by week<sup>a</sup> and year of specimen collection, since 1 January 2018**



<sup>a</sup>Due to the case processing system, there is a small proportion of cases that will not appear before the end of the cut-off period. To align with the current COVID-19 reporting period, the calculation for Specimen Week has been changed from Monday-Sunday to Friday-Thursday.

Produced by ACT Health

**Table 6: Number and proportion of influenza notifications by age group and reporting period since 1 January 2023**

Reporting Period Ending 20/07/2023 <sup>a</sup>			2023 TOTAL <sup>bc</sup>	
Age Group	Notifications	Proportion of Notifications (%) <sup>d</sup>	Notifications	Proportion of Notifications (%) <sup>d</sup>
0-4	25	12	242	13
5-9	24	12	402	21
10-19	26	13	338	18
20-64	116	57	761	41
65+	12	6	136	7
<b>TOTAL</b>	<b>203</b>	<b>100%</b>	<b>1,879</b>	<b>100%</b>

<sup>a</sup>Cases notified to ACT Health during the reporting period.

<sup>b</sup>Total cases since 1 January 2023.

<sup>c</sup>Total cases for 2023 may not reflect the sum of cases from the last reporting period and this reporting period. Please see Explanatory Notes for further information.

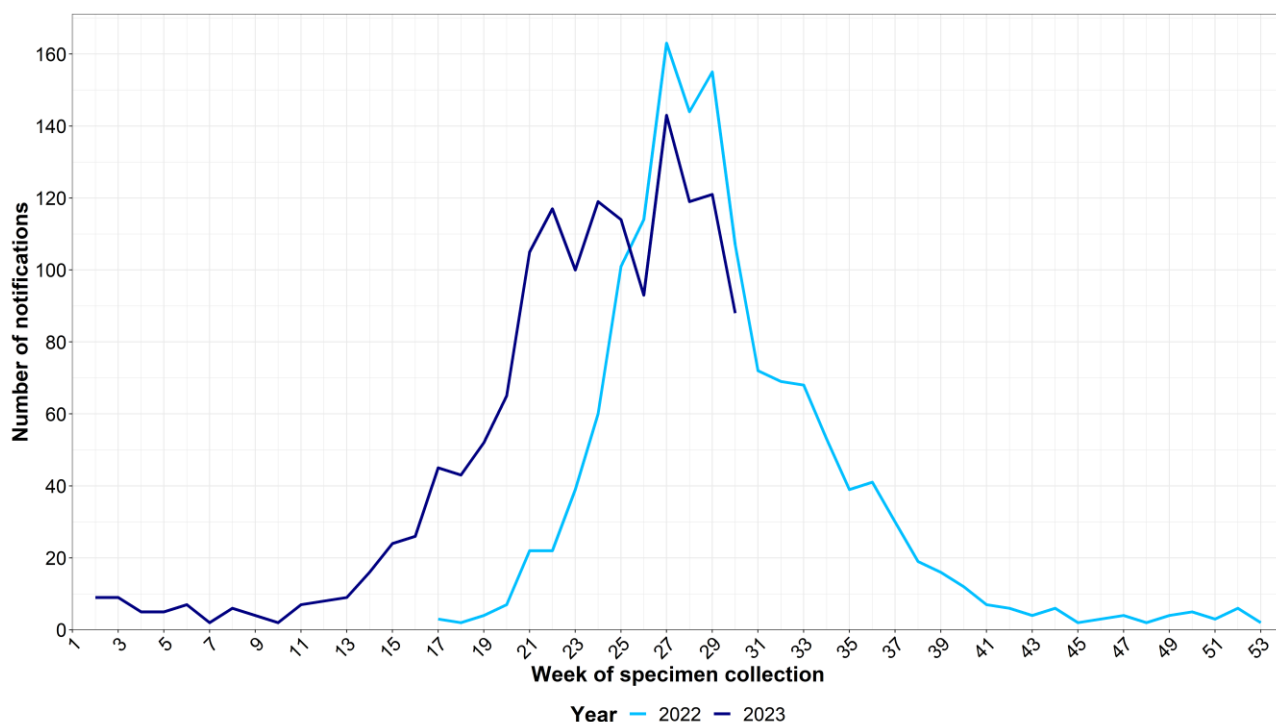
<sup>d</sup>Percentages may not add up to 100% due to rounding.

Produced by ACT Health

## Respiratory syncytial Virus (RSV)

### Number of notifications of laboratory-confirmed Respiratory Syncytial Virus (RSV) in the ACT

**Figure 3: Number of RSV notifications, by week<sup>a</sup> and year of specimen collection, since 21 February 2022<sup>b</sup>**



<sup>a</sup>Due to the case processing system, there is a small proportion of cases that will not appear before the end of the cut-off period. To align with the current COVID-19 reporting period, the calculation for Specimen Week has been changed from Monday-Sunday to Friday-Thursday.

<sup>b</sup>RSV became a notifiable condition in the ACT from 21 February 2022.

Produced by ACT Health

**Table 7: Number and proportion of RSV notifications<sup>a</sup> by age group and reporting period since 1 January 2023**

There were 102 cases<sup>ae</sup> of RSV during the reporting period.

Age Group	2023 TOTAL <sup>bc</sup>	
	Notifications	Proportion of Notifications (%) <sup>d</sup>
0-4	818	56
5-9	84	6
10-19	52	4
20-64	313	21
65+	195	13
<b>TOTAL</b>	<b>1,462</b>	<b>100%</b>

<sup>a</sup>Cases notified to ACT Health during the reporting period.

<sup>b</sup>Total cases since 1 January 2023.

<sup>c</sup>Total cases for 2023 may not reflect the sum of cases from the last reporting period and this reporting period. Please see Explanatory Notes for further information.

<sup>d</sup>Percentages may not add up to 100% due to rounding.

<sup>e</sup>Only the total number of notifications for the current reporting period are shown in this week's report. This is to maintain confidentiality as case numbers are less than 5 for some age groups for the current reporting period.



Produced by ACT Health

## Explanatory Notes:

Reporting period is 4pm Thursday 13 July 2023 to 4pm Thursday 20 July 2023 inclusive.

### COVID-19

This report analyses COVID-19 case notifications, positive by Polymerase Chain Reaction (PCR) or Rapid Antigen Test (RAT) self-declaration, received by ACT Health.

All analysis is based on data available in the ACT Health Notifiable Disease Management System (NDMS) at the time of reporting and is subject to change. ACT Health continuously performs audit and data cleaning on the information used to provide this report. For this reason, numbers are subject to change. Total COVID-19 cases may not reflect the sum of total cases reported in last week's report and this week's reporting period. This difference in cases is due to ACT Health's case processing system reclassifying some cases following investigation, removal of duplicates, and other case processing activities. In addition, new cases in ACT residents may be identified in previous reporting periods due to the inter-jurisdictional reporting agreements (after receiving a positive COVID-19 test interstate). These will be reflected in subsequent reports.

All case notification data is for ACT residents or non-ACT residents who fall under the management of ACT Health. Prior to 15 October 2022, this included those that had a residential address outside the ACT but remained in the ACT for their period of isolation.

ACT Health must balance the importance of transparency with its legal and ethical obligations to maintain the confidentiality of the personal health information of individuals. As such, not all data tables are updated every week if the count difference between the weeks is fewer than five and if there is a chance of individuals being identified.

Diagnosis date is used to estimate the disease activity within the reporting period. This date represents when a person reported that their symptoms started, or the earliest of the date the PCR was collected/positive RAT was declared, or the date ACT Health received the positive PCR/RAT declaration. Due to potential delays in people seeking a COVID-19 test and the time taken for the test to be notified, the diagnosis date and notification date may differ by several days. This can result in underestimates of case numbers late in the reporting period, with data often appearing to trend down. This should be interpreted with caution and may change in subsequent reports as further notifications are received and data is reanalysed.

The notification received date is the date the positive PCR test was received by NDMS or the date the positive RAT declaration was made. This date provides a useful 'snapshot' of COVID-19 numbers over a shorter time. The diagnosis date can differ from the notification received date, as explained above, therefore case numbers in this report may not match the number of cases reported daily elsewhere for the same period.

Age is calculated as the age of the person on the date when their PCR specimen was collected, or the positive RAT was declared.

# ACT COVID-19, Influenza, and RSV Epidemiology Overview



Produced by ACT Health

Hospitalisation is defined as a person admitted to an ACT hospital for any reason and does not differentiate between a person admitted for COVID-19 related reasons or for other reasons. It may include those with a residential address outside the ACT. Prior to 24 November 2022, those admitted may be active or cleared cases. From 25 November 2022, reporting includes hospitalised active cases only, as per the ACT Clinical Health Emergency Coordination Centre definition; Hospitalised active case: An inpatient who has tested positive to COVID-19 requiring COVID-19 specific precautions due to their infectious status. Hospitalisation data is reported as a point-in-time snapshot at 4pm on the Thursday prior to the report.

As of 16 June 2022, an outbreak of COVID-19 in an RACF or residential disability setting is defined as when two (2) or more residents test positive to COVID-19 within a 72-hour period.

The definition of a COVID-19 related death for surveillance purposes is according to the COVID-19 National Guidelines for Public Health Units. A COVID-19 related death is reported if the person dies with COVID-19, though it may not be the primary cause of death. Deaths under investigation by the coroner will not be reported until the findings have been issued. ACT Health relies on data from the ACT Registry of Births, Deaths and Marriages and due to the nature of the processing system, ACT Health may receive notifications of COVID-19 related deaths that fall within the reporting period after the release of the report. These will be reflected in subsequent reports. From 31 March 2023, COVID-19 related deaths will be reported based on the year of death. Previously this was reported by a mixture of date reported to ACT Health and date of death.

Prior to 12 April 2023, Aboriginal and Torres Strait Islander status for COVID-19 was determined by optional self-declaration, collected from every case (RAT and PCR) via a case interview and/or an electronically delivered survey. Due to cessation of the case survey on 12 April 2023, this data has not been available for all cases since that time. Aboriginal and Torres Strait Islander status continues to be collected from people declaring positive RATs, however, due to technical issues ACT Health is currently unable to accurately report this data. ACT Health continues to investigate avenues for collecting Aboriginal and Torres Strait Islander status for all COVID-19 cases.

ACT Health ceased sequencing of positive COVID-19 PCR samples from 30 June 2023.

## ***Laboratory-confirmed Influenza and Respiratory Syncytial Virus***

This report analyses laboratory-confirmed cases of influenza and RSV reported to ACT Health who are residents of the ACT. Influenza and RSV notification data should be interpreted with caution as notification data generally only represents a small proportion of cases of influenza and RSV in the community. Data provided for the current and most recent weeks may be incomplete. All data are preliminary and subject to change as updates are received.

Due to the COVID-19 pandemic, interpretation of 2020-2022 influenza and RSV notification data should consider: the impact of travel restrictions, quarantine, and social distancing measures; likely changes in health seeking behaviour of the community; and focused testing for COVID-19 response activities.

From 1 January 2022, the definition for a laboratory-confirmed influenza case changed. Please see the [\*Australian national notifiable diseases case definition\*](#) for more information. This change has minimal impact on the interpretation of influenza notification trends.

From 21 February 2022, RSV became a notifiable condition in the ACT.